



Stratco Gable Roof Sheds™

Cyclonic - Region C



Stratco Gable Roof Sheds™ Cyclonic - Region C

The Cyclonic (Region C) Gable Roof Shed is designed with a tough galvanised and bolted C-section frame and is engineered and approved to Region C conditions. A minimum 10° roof pitch ensures a cooler building for tropical Australia, as well as providing greater storage space and headroom. Gable Roof Sheds feature tough Stratco Superdek® wall cladding and Corrugated roofing for added strength and security. Custom shed sizing is available for domestic, rural and industrial shed applications.

Region C storage sheds come standard with 'single sized' roller doors in the gable end. Multiple 'single sized' roller doors can be positioned on the gable end or gutter side walls for greater flexibility and shed accessibility.

Choose from a range of optional extras including gutters and downpipes in either Zinc/Al or pre-painted colour steel finish, a personal access door, louvre window with screen, insulation and 300mm spinning ventilator for extra cooling. Longer sheds are available by request in variable bay sections. Create a garaport (carport) on either the front or rear gable end of the shed with the option of extending the roof in open bay sections, or add an awning along the gutter side.

A construction guide for shed erection is available, or Stratco can assist installation by providing builder contacts.

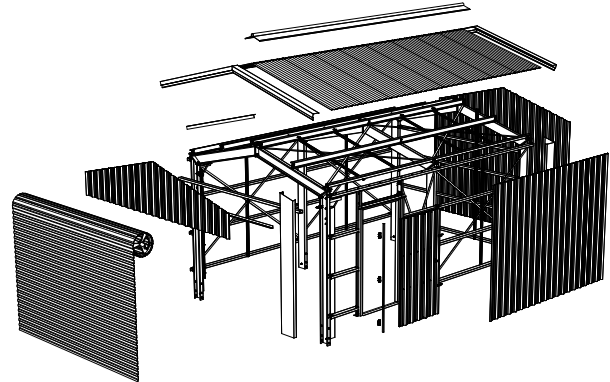
The Stratco Cyclonic (Region C) Gable Roof Shed comes standard with a height of 3.0m and has been designed for Region C and various Terrain Category areas in accordance with Australian Standards.

Optional Extras:

- Custom design sheds are available by request in a range of different bay section sizes, gable widths and eaves heights.
- Create a garaport (carport) on either the front or rear gable end of the shed with the option of extending the roof with open bay sections.
- Multiple roller doors can be placed on the gable end and on the side walls.
- Personal access door.
- Window opening provisions available.
- 300mm spinning ventilator.
- Side awning can be added along full gutter side length of shed.
- Side walls can be added or deleted, some internal partition walls available.
- Gable roof or skillion.
- Mezzanine floor framing.

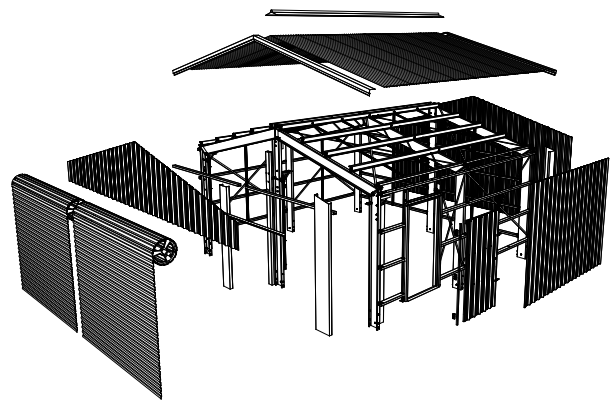
Single Roller Door

Models CGH4 to CGH6. Door opening width 1 x 2.99m.



Double Roller Door


Models CGH1 to CGH3. Door opening width 2 x 2.64m.



Domestic Sizing (Typical)

Model	Width (mm) Overall*	Length (mm) Overall*
CGH1	6300	6470
CGH2	6300	9570
CGH3	6300	12,670
CGH4	3600	6470
CGH5	3600	9570
CGH6	3600	12,670

* Note: Width and length measured to outside of wall girts.



« SCAN THIS QR CODE TO FIND A STRATCO NEAR YOU

1300 155 155
stratco.com.au

All brands and logos/images accompanied by © or ™ are trade marks of Stratco (Australia) Pty Limited. © Copyright August 2024

How To.



MAINTENANCE Your Stratco Cyclonic (Region C) Gable Roof Shed will maintain its good looks for even longer with a simple wash and wipe down with a soft broom. Stratco (Region C) Gable Roof Sheds are produced from the highest quality materials and will provide many years of service if the important recommendations set out in the Stratco 'Selection, Use and Maintenance' brochure are followed.